

# FOOT & ANKLE ARTHRITIS



## FALL 2015 DATA

215 PATIENTS

## PATIENT DEMOGRAPHICS

### What's important here?


The patient results detailed on this infographic are mostly **MEN**, who are **MIDDLE AGED** and only slightly **OVERWEIGHT** (BMI>25).

55 YEARS


26.3

40%


60%



AGE



BMI



FEMALE

MALE

(17 - 91)

(18.4 - 44.6)

(86)

(129)

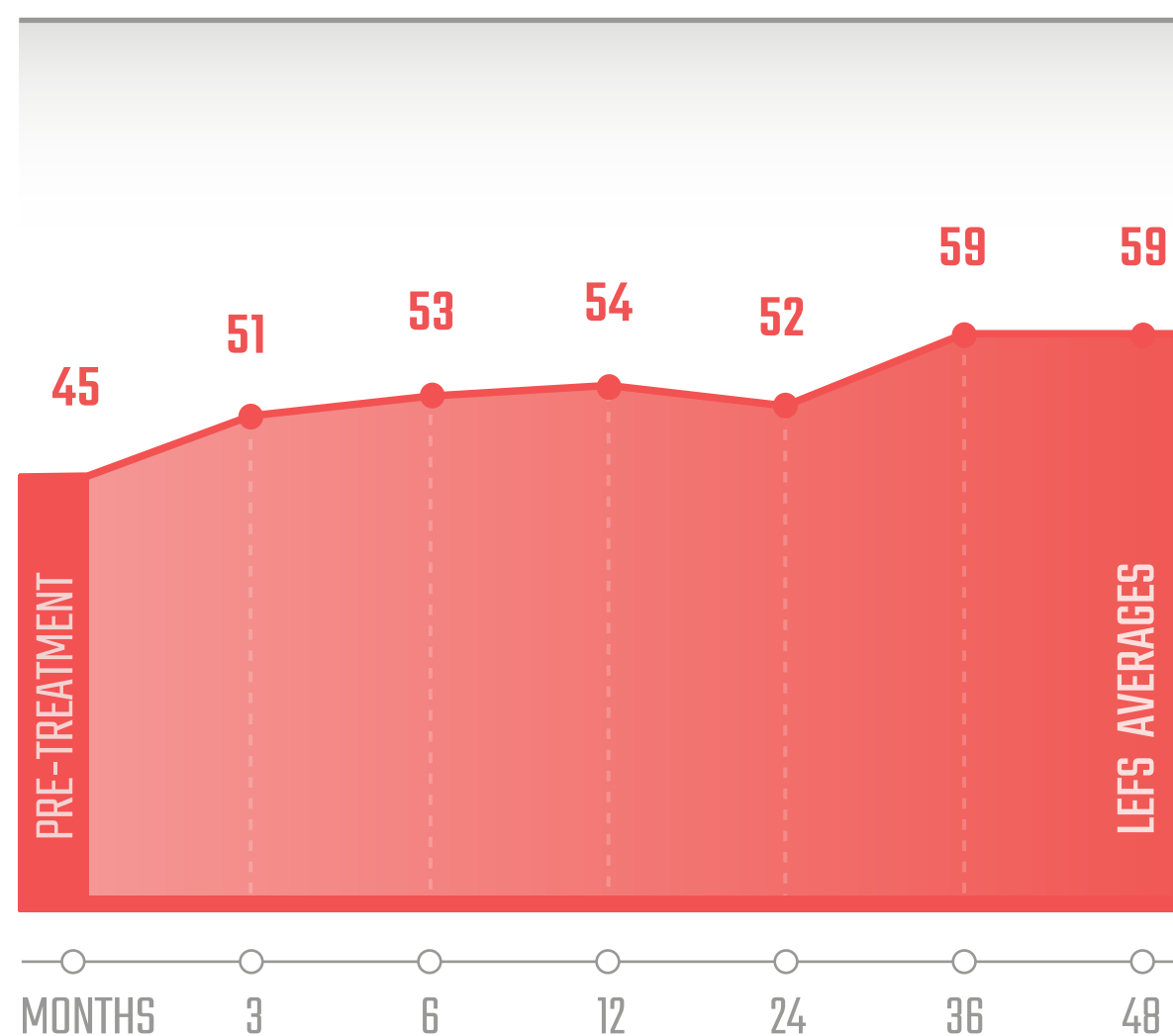
## PATIENT IMPROVEMENT

### LEFS Averages

The red graph to the right represents average LEFS scores both pre-treatment and post-treatment.

LEFS is a functional score reflecting a person's ability to perform everyday tasks.

The available outcomes for each time point were the following:  
For the LEFS graph 146 at pre-treatment, 109 at 3 months, 102 at 6 months, 77 at 12 months, 45 at 24 months, 25 at 36 months, and 13 at 48 months.

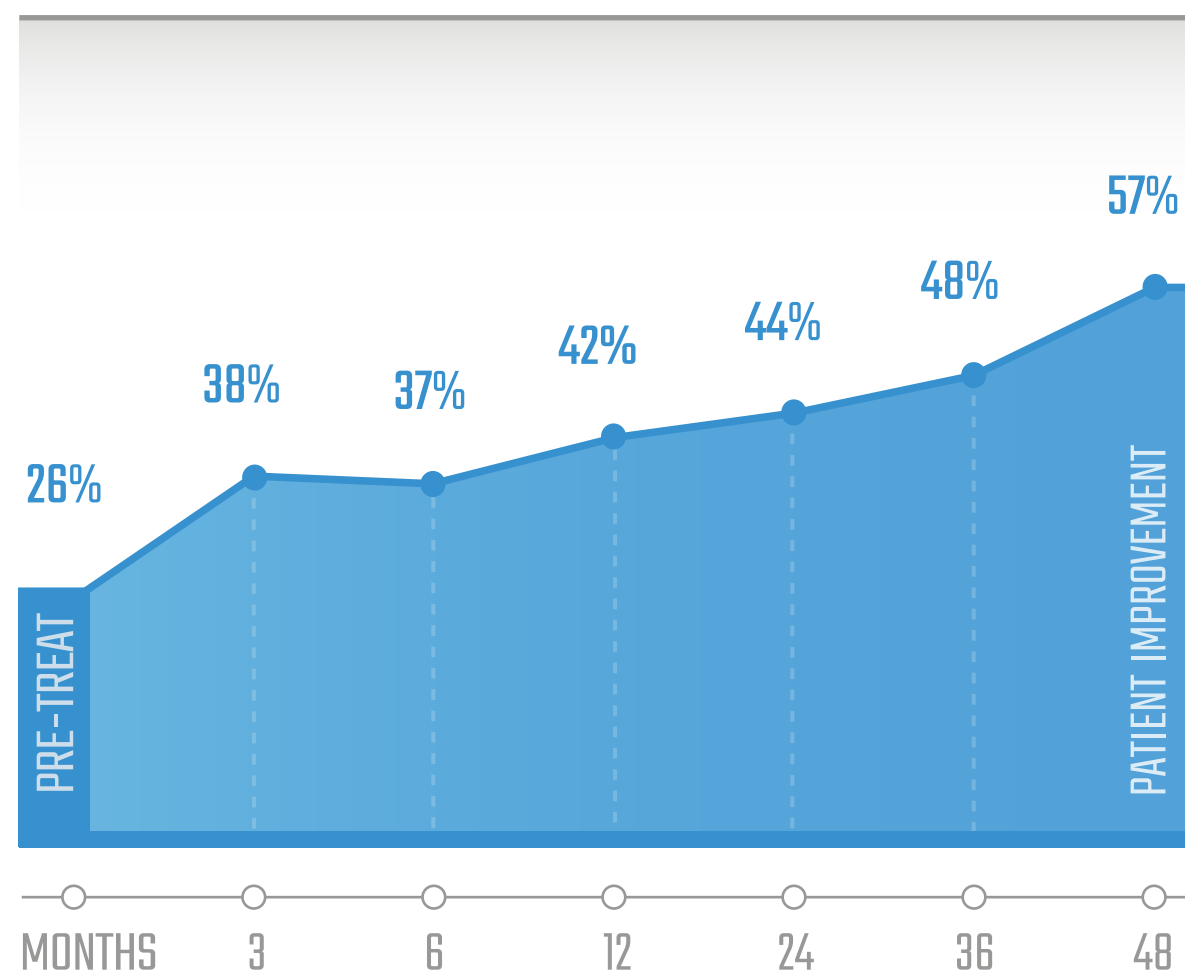


### Percent Improvement Averages

The blue graph to the right represents average percent improvement scores compared to the pre-procedure condition. These scores can range from -100% worsened to 100% improved, the mean of all those reports being shown in the graph for each post-op time point.

For example, patients may have reported anything from -50% improvement to no change to 90% relief, the mean of all those reports being shown in the graph for each post-op time point.

The available outcomes for each time point were the following:  
For the Patient Improvement graph, 126 at 3 months, 115 at 6 months, 94 at 12 months, 54 at 24 months, 25 at 36 months, 13 at 48 months.



There were 215 procedures performed for feet and ankle.

### About This Data

This data analysis is part of the 2015 download of patient results tracked in our advanced treatment registry. The data shown here is predominantly for ankle patients that have on average moderate to severe arthritis with some also having instability in the ligaments and/or tendinitis/tendon tears. A few small foot joint patients are also included in this data set.

### Caution!

This is registry data, which is not the same as a controlled trial. This means it was collected as patients were treated.

The Regenexx® Procedures are the nation's most advanced non-surgical stem cell and blood platelet treatments for common injuries and degenerative joint conditions, such as osteoarthritis and avascular necrosis.

These stem cell procedures utilize a patient's own stem cells or blood platelets to help heal damaged tissues, tendons, ligaments, cartilage, spinal disc, or bone.