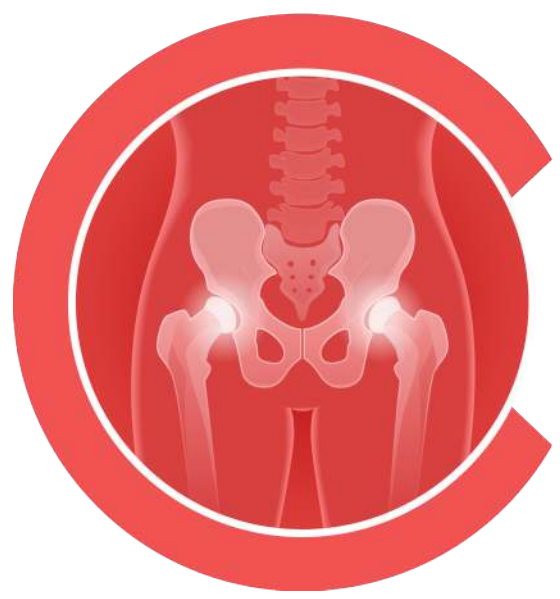


HIP ARTHRITIS

FALL 2015 DATA

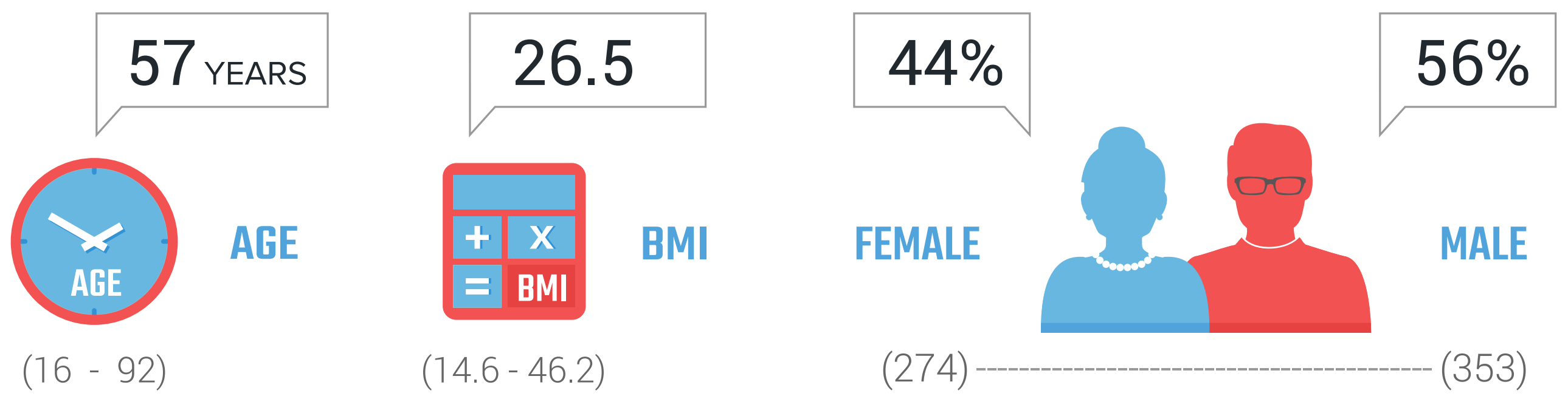


627 PROCEDURES

PATIENT DEMOGRAPHICS

What's important here?

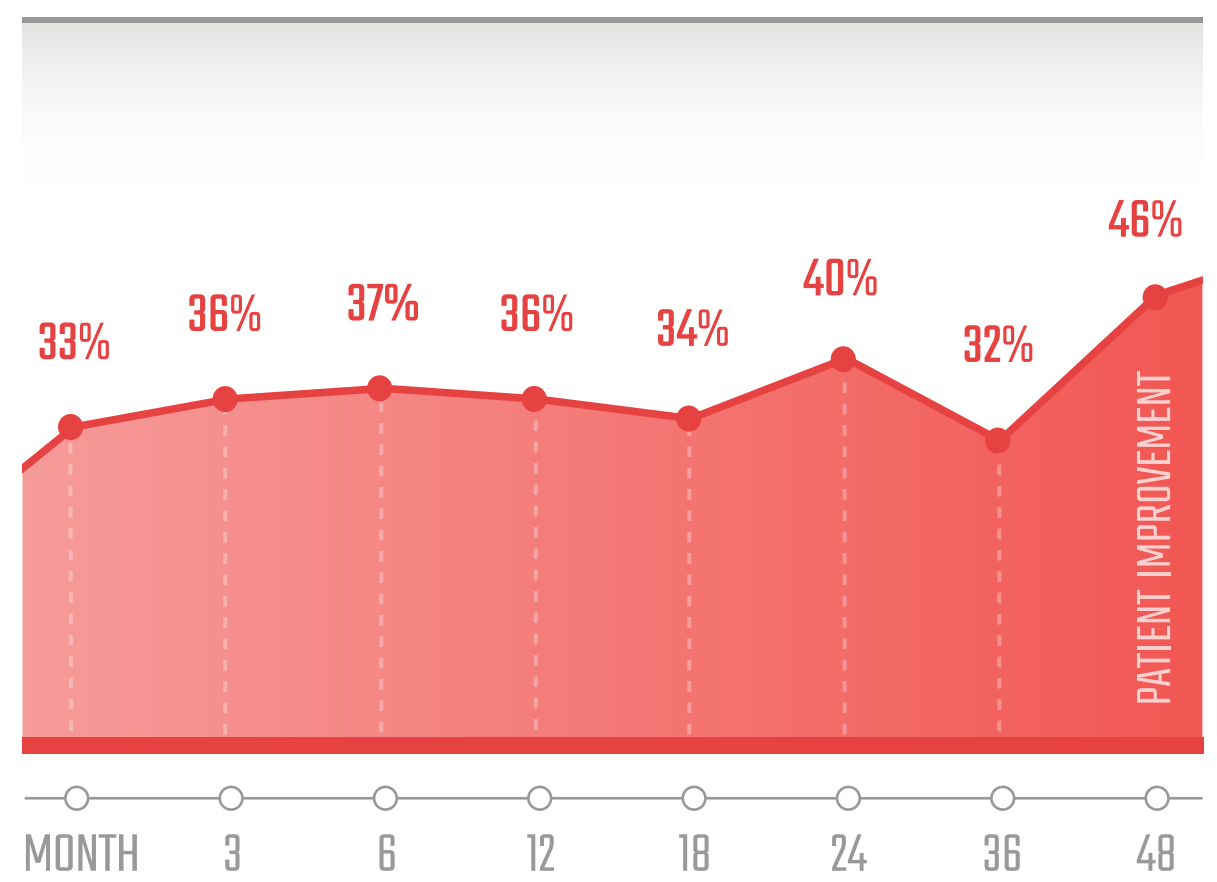
The patient results detailed on this infographic are mostly **MEN**, who are **MIDDLE AGED** and only slightly **OVERWEIGHT** (BMI>25).



PATIENT IMPROVEMENT

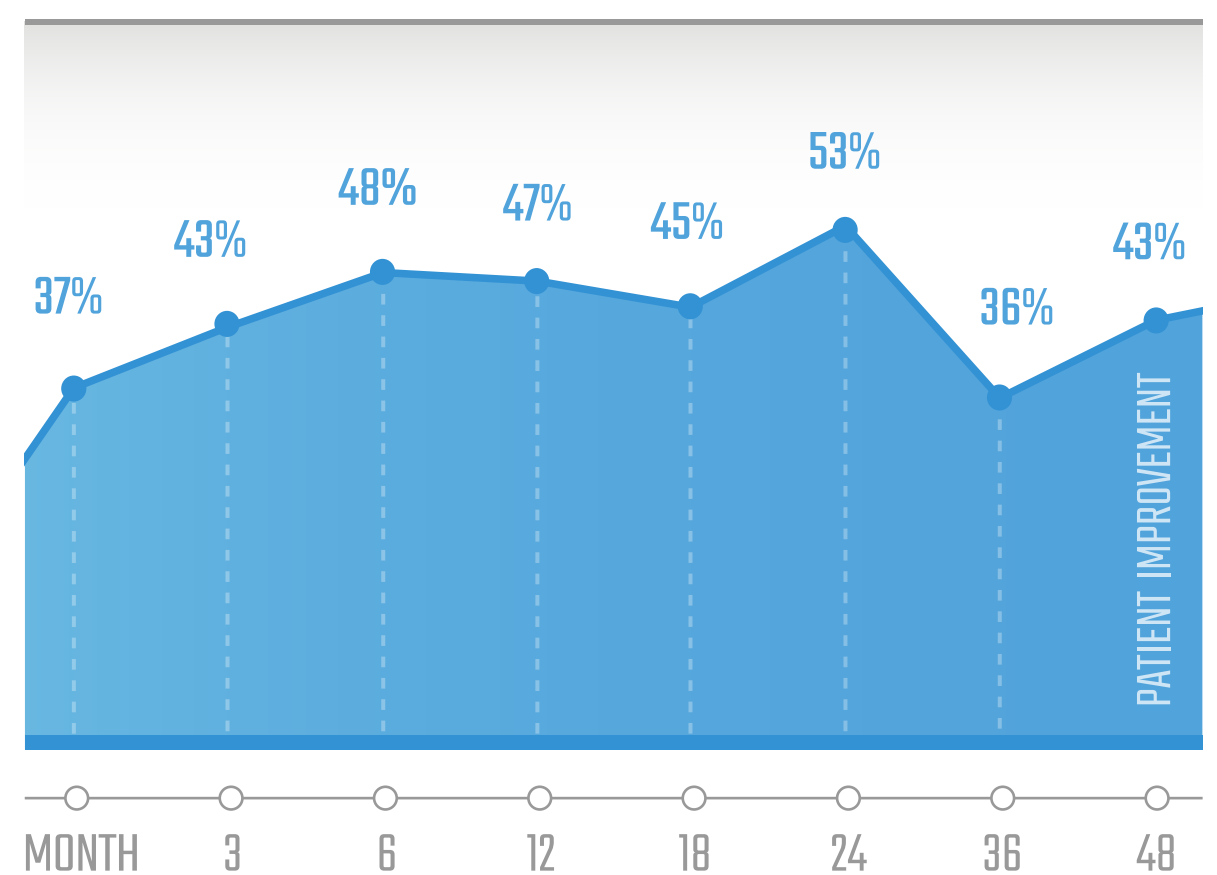
Means of Percentage Improvement

The red graph to the right represents the percentage improvement at each time point. For example, at 24 months the average percent improvement score was 40%.



Percentage of Joints Reported > 50% Improvement

The blue graph to the right represents the percentage of patients who reported >50% relief at the same time points after the procedure. For example, at 24 months 53% of patients who responded reported more than 50% relief.



There were 627 procedures performed for hip. The available outcomes for each time point were the following: 248 at 1 month, 346 at 3 months, 279 at 6 months, 191 at 12 months, 113 at 18 months, 69 at 24 months, 25 at 36 months, and 7 at 48 months.

About This Data

This data analysis is part of the fall 2015 data download of patients who were tracked in our advanced registry. Of note, we have noticed for many years that hips with arthritis generally under-perform knees for stem cell treatment outcomes. Studies have shown that the native stem cells in hips aren't as robust as those in knees. In general, while this data shows reasonable outcomes; to date, our data on cultured stem cells used in hip joints demonstrated better results than the same day procedure.

Caution!

This is registry data, which is not the same as a controlled trial. This means it was collected as patients were treated.

The Regenexx® Procedures are the nation's most advanced non-surgical stem cell and blood platelet treatments for common injuries and degenerative joint conditions, such as osteoarthritis and avascular necrosis.

These stem cell procedures utilize a patient's own stem cells or blood platelets to help heal damaged tissues, tendons, ligaments, cartilage, spinal disc, or bone.